

www.kinneybrothers.com

The games in this file were created for early learners of English as a second language by Kinney Brothers Publishing © 2013. You can visit our Web site for more downloads at kinneybrothers.com.

This file contains three game boards and easy instructions for playing the game.

Please read the following terms of usage.

Terms of Copyright and Use

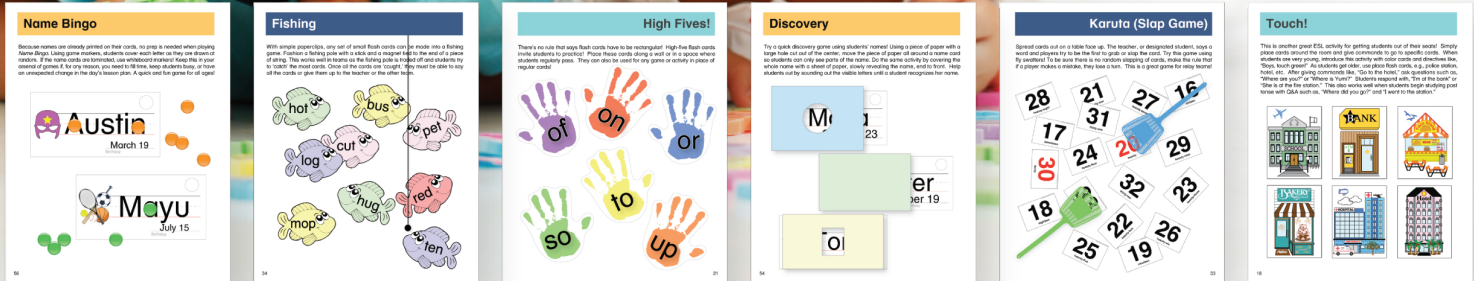
All rights reserved world-wide. No part of these Games may be reproduced, stored in a retrieval system, or transmitted, in any form or by any means, electronic, mechanical, photocopying, recording, or otherwise, without the prior written permission of Kinney Brothers Publishing, with the sole exception of printing or photocopying carried out under the conditions described below.

These Games are subject to the condition that they shall not, by way of trade or otherwise, be lent, resold, hired out, or otherwise circulated without the publisher's prior consent in any form of binding or cover other than that in which they are downloaded and without a similar condition including this condition being imposed on the subsequent purchaser.

Printing and Photocopying

The publisher grants permission for the printing and photocopying of the Games according to the following conditions. Individuals downloading the files may make copies for their own use or for use by the classes they teach. Schools downloading may make copies for use by their staff and students, but this permission does not extend to additional schools or branches.

Matching Ordering Discovery



Whether you're a new teacher or a veteran in the classroom, you'll appreciate having this treasury of activities close at hand!



Click to download!

FREE!

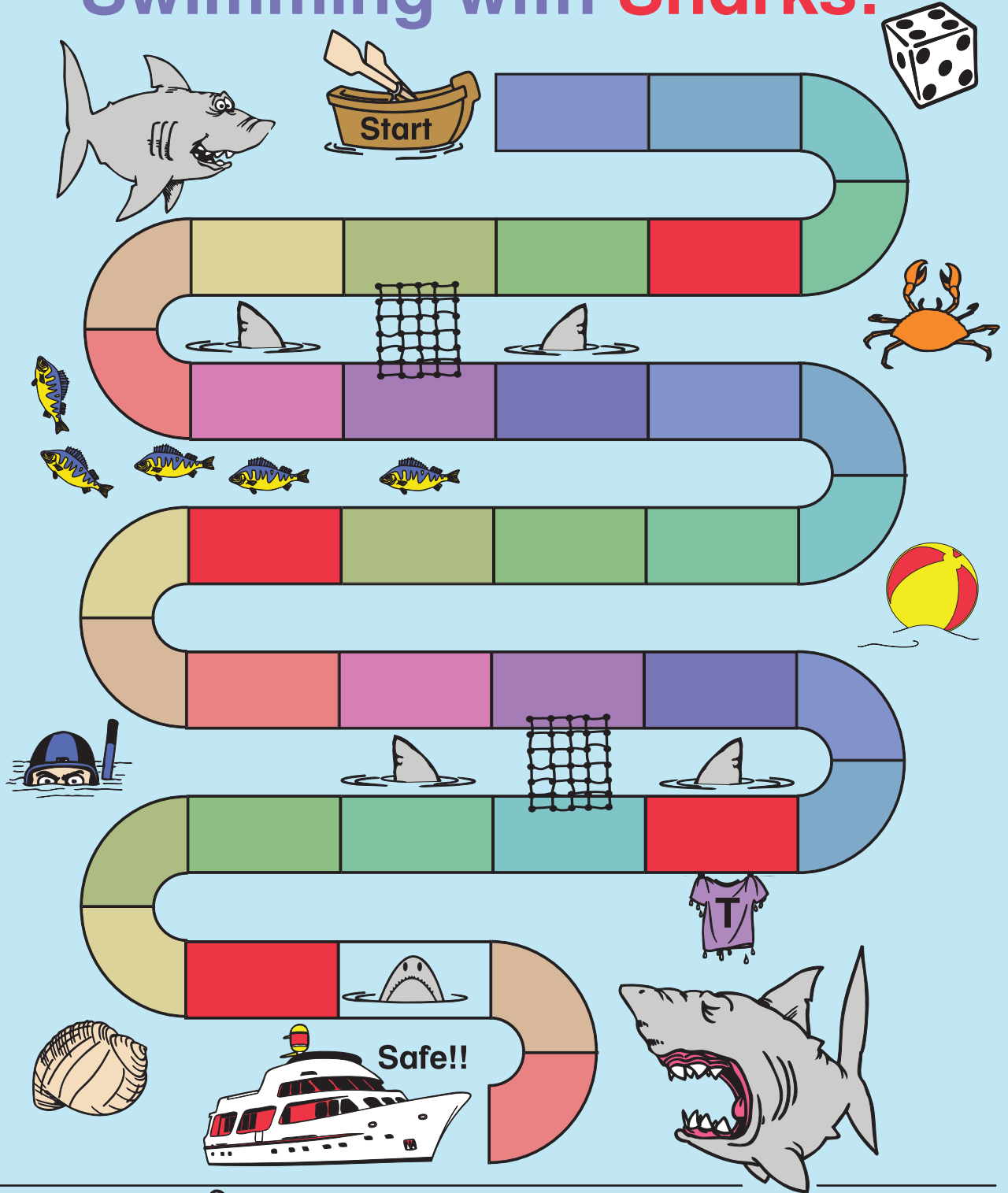
Click to download this amazing collection of Flashcard Activities! You can unsubscribe at any time!

From




Donald's English Classroom

Swimming with Sharks!



Players' pieces



= Shark's nose - Go back to Start

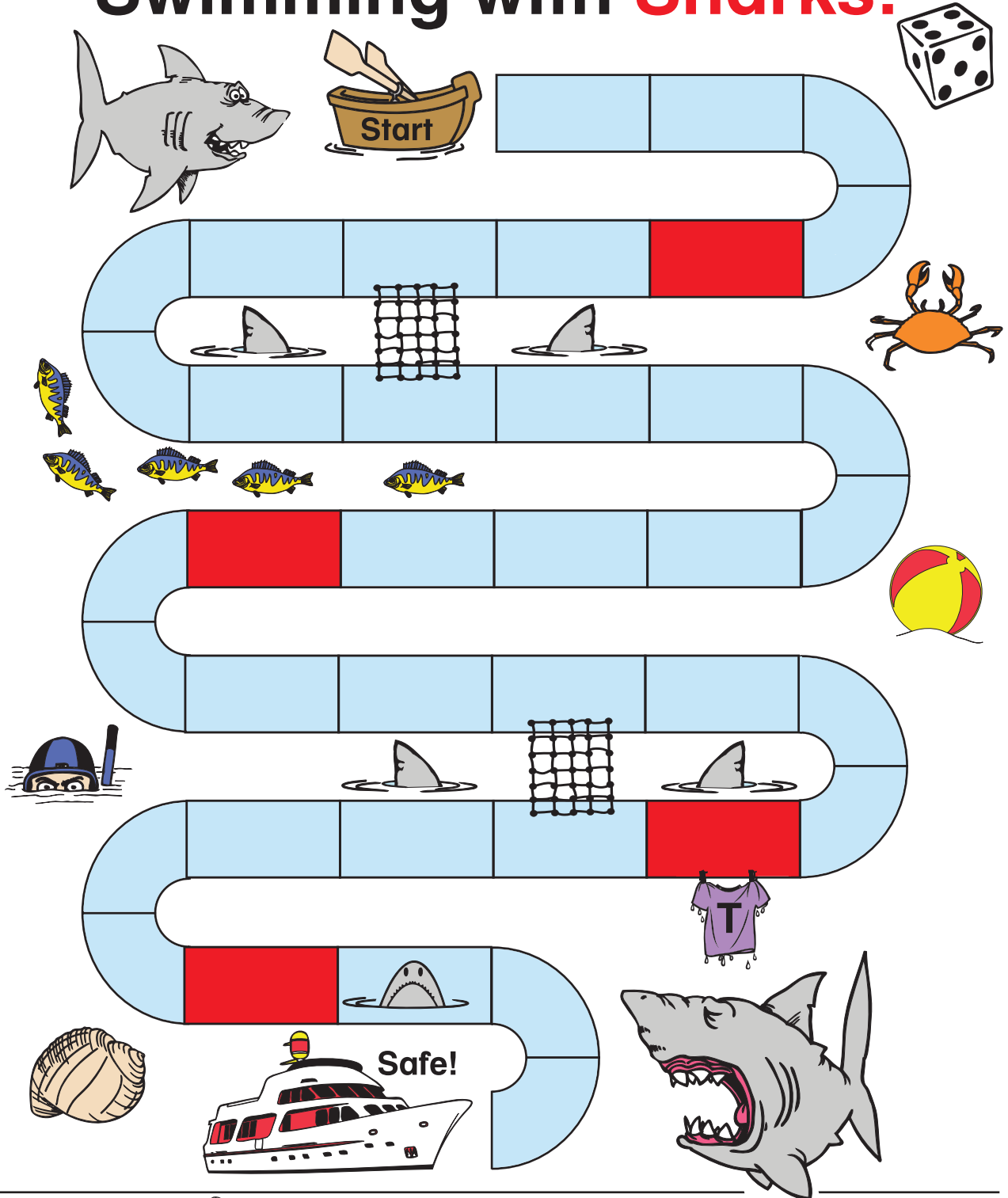


= Go back to previous red or Start




= Net - Cross safely

Swimming with Sharks!



Players' Pieces



Say the word you land on or go back to 'Start.'



= Shark's nose - go back to 'Start.'






= Go back to previous 'red' or 'Start.'




= Cross safely.

Swimming with Sharks!



Players' Pieces



Say the word you land on or go back to 'Start.'



= Shark's nose - go back to 'Start.'





= Go back to previous or 'Start.'



= Cross safely.

Swimming with Sharks! Instructions - A game for 2-4 players. This is a blank version of the game that teachers can modify to suit the lessons being taught. It is recommended to fill the blank spaces with words or images as in the phonics lesson below.

Each player throws one or two dice and, counting aloud in English, moves her counter or button.

When a player lands on a Red or  space in the black and white version, she must move back to the previous Red or  space or Start. If the player lands on a Net space, she can cross the net safely. If the player lands on the Shark's Nose space, she must go back to Start.

The first player to reach Safe wins the game.

